

Betsey's Butterfly©

Design by Elizabeth Breitsman

#2801 14ct 8.65" x 6.24" (220x158mm)

#2802 16ct 7.20" x 5.20" (183x132mm)


#2803 18ct 6.72" x 4.85" (171x123mm)

Depending on your machine the colors that appear on your display are as follows.

1. Bright Orange
2. Christmas Green-LT
3. Bright Turquoise-LT
4. Tangerine-LT

It is intended that a single thread color be used for this design. Embroidery machines stitch backstitches after full, half and quarter stitches are complete: however in these designs we wish to minimize and cover backstitch jumpers .

To do this you must stitch #2, #3, and #4 first, then finally stitch #1. We suggest you use a dark brown thread. We also used Sulky #2120 variegated thread.



stitches = 36017

Illustrated:

Left rear: #6500 Sudberry Petite Tray with design #2803

Left front: Blue linen blouse with design #2801

Right: Yellow T-shirt patch using design #2802



Betsey's Frog©

Design by Elizabeth Breitsman

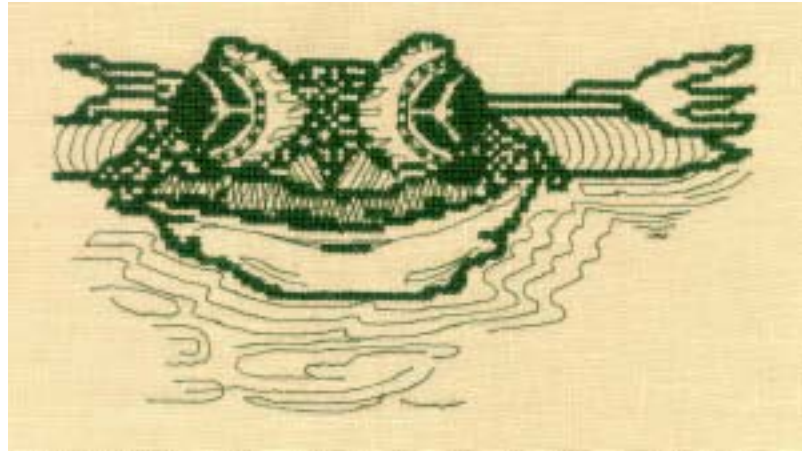
#2804 14ct 7.02" x 5.10" (178x130mm)

#2805 16ct 6.14" x 3.31" (156x84mm)

#2806 18ct 5.79" x 4.02" (147x102mm)

Depending on your machine the colors that appear on your display are as follows.

1. Bright Orange
2. Christmas Green-LT
3. Bright Turquoise-LT
4. Tangerine-LT



Stitches = 12,923

It is intended that a single thread color be used for this design. Embroidery machines stitch backstitches after full, half and quarter stitches are complete: however in these designs we wish to minimize and cover backstitch jumpers .

To do this you must stitch #2, #3, and #4 first, then finally stitch #1. We suggest you use a dark green thread (we also used Sulky #2131 variegated thread)

Illustrated

**Left rear: #99208
Sudberry Box with
#2805 design**

**Left front: #10168
Sudberry Oak Key
Rack with #2805
design**

**Right: Linen shirt
with #2804 design**



Betsey's Tiger©

Design by Elizabeth Breitsman

#2807 14ct 5.81" X 5.81" (148x148mm)

#2808 16ct 4.84" x 4.84" (123x123mm)

#2809 18ct 4.52" x 4.52" (115x115mm)

1. DMC 310, Black

It is intended that a single thread color be used for this design. **We suggest you use a dark brown, black or a variegated thread.**



Stitches = 21,273

Illustrated:

Left: Black frame with design #2807

Center: Sudberry Oak Square Box #99188 with design #2808

Right: Sudberry Black Betsy Box #99017 with design #2808



Betsey's Lion©


Design by Elizabeth Breitsman

With background Stitches = 15,781

#2810 14ct 9.07" x 6.52" (230x166mm)
#2811 16ct 7.56" x 5.43" (192x138mm)
#2812 18ct 7.06" x 5.07" (179x129mm)

It is intended that a single thread color be used for this design. Embroidery machines stitch backstitches after full, half and quarter stitches are complete: however in these designs we wish to minimize and cover backstitch jumpers. Depending on your machine the colors that appear on your display are as follows. 1. Black, 2. Yellow, 3. Red, 4. Green

We suggest you use a dark brown thread or a variegated thread. To do this you must stitch #2, #3, and #4 first, then finally stitch #1.



Without background Stitches = 12,610

#2813 14ct 6.02" x 5.81" (153x148mm)
#2814 16ct 5.02" x 4.84" (127x123mm)
#2815 18ct 4.69" x 4.52" (119x115mm)

Illustrated:

**Left: Sudberry
Men's Walnut Box
#99811 with design
#2812**

**Right: Sudberry
Square Box #99001
with design #2814**



Betsey's Eagle©

Design by Elizabeth Breitsman

#2816 14ct 7.02" x 5.10" (178x130mm)

#2817 16ct 5.85" x 4.25" (149x108mm)

#2818 18ct 5.46" x 3.09" (139x101mm)

Depending on your machine the colors that appear on your display are as follows. 1. Red
2. Green 3. Yellow

It is intended that a single thread color be used for this design. Embroidery machines stitch backstitches after full, half and quarter stitches are complete: however in these designs we wish to minimize and cover backstitch jumpers .



To do this you must stitch #2, and #3 first, then finally stitch #1. We suggest you use a single dark brown thread or a variegated thread.

Stitches = 14, 477

Illustrated:

**Sudberry #10161 Wood
Stain Key rack with design
#2817**



Betsey's Raccoon©

Design by Elizabeth Breitsman

#2819 14ct 7.65" x 5.10" (194x130mm)

#2820 16ct 6.38" x 4.25" (162x108mm)

#2821 18ct 5.95" x 3.97" (151x101mm)

Depending on your machine the colors that appear on your display are as follows. 1. Black, 2. Green, 3. Orange, 4. Blue

It is intended that a single thread color be used for this design. Embroidery machines stitch backstitches after full, half and quarter stitches are complete: however in these designs we wish to minimize and cover backstitch jumpers .

To do this you must stitch #2, #3, and #4 first, then finally stitch #1. We suggest you use a black, dark brown or a variegated thread.



Stitches = 32, 856

Illustrated:

**Left: Sudberry Mirror #200712
with design #2820**

**Right: Sudberry Key Rack
#10161 with design #2820**

