

# Grandchildren©

Design by Donna Giampa

#3501 14ct 4.96" x 7.65" (126x194mm) outer frame  
4.68" x 4.46" (118x113mm) photo

#3502 16ct 4.13" x 6.38" (105x162mm) outer frame  
3.90" x 3.73" (99x94mm) photo

#3503 18ct 3.86" x 5.95" (98x151mm) outer frame  
3.64" x 3.47" (93x88mm) photo

## Metlr. Sulky DMC

1 Gold

Sulky 142-7007


(The #1 thread assists in aligning a photo transfer. In other cases start with #2 and return to Stitch #1 at the same time you stitch #4. This procedure will keep the gold thread on top.)

## Full and Quarter Stitch

2. Violet-MD	611	1033	553
3. Navy Blue	675	1200	311
4. Gold	Sulky 142-7007		

## Backstitches

5. Navy Blue	675	1200	311
6. Gold	Sulky 142-7007		
7. Violet-MD	611	1033	553



Stitches = 17,766

Illustrated at right:

Photo transfer with design #3503 on denim jacket, pillow and tote.

Note-photo frame may also be cut out, using fabric stiffener (*Stiffy* by Plaid, *Allene's*, or *Needlework Finisher* by Yarn Tree), or *Fray-chek* around edges of opening.

*Helpful Hint: Select your colors to compliment the photo image.*



# Photo Transfer for using treated fabric, your computer and scanner.

## Instructions for creating photo for frame

The sizes listed as part of this design are approximate only. Once you have chosen the design and the stitch count it is recommended that you stitch color #2, by itself, on a test piece of fabric. Measure the width and height of the “**outer**” dimensions of the framing area and use this measurement as a basis to create your photo.

It is better to change the measuring scale of your scan to metric as the smaller scale is easier to use. Scan your photo as close as possible to the desired size and fine tune its color, contrast and sharpness in your photo program. Save the photo in 300dpi .tiff format and print it on plain paper. Cut the image out and lay on test fabric.

Change the size of the photo in your program and re-test until final size is created.

When satisfied, change your print setup to be 8 ½ x 14 (legal) sized paper even though you will be printing on 8 ½ x 11 (normal) sized cloth. This will place the image below center on the cloth, just where you want it to be as a starting point during hoop alignment in the machine.

Cut a piece of sticky back stabilizer about 10x13 and center the photo transferred fabric on it.

Mount the fabric/stabilizer so that equal amounts show on all four sides of the 5x7 hoop and the sides of the image appear parallel with the sides of the hoop.

## Aligning the fabric in the hoop

Your objective in the next step is to create the stitch in the lower left and lower right corner of the image. Note: *Their location is not outside the image, but actually through the very extreme corners*

Select color #1 *but do not load thread through needle at this point*. Run machine for color #1 a couple of strokes and watch where needle penetrates. If you are within 1/8” to 1/4” you should be able to make the adjustments on your machine. If the image is further than that it probably will be best to move the fabric in the hoop.

Proper location will result in the first row of stitches around the image actually penetrating the image.

Stitch the remaining colors, returning to #1 after the gold full stitch is finished. It is intended that the lower corners be gold covering the holes or yellow thread that were left there during alignment.

# Children©

Design by Donna Giampa

#3504 14ct 4.96" x 7.65" (126x194mm) outer frame  
4.68" x 4.46" (118x113mm) photo

#3505 16ct 4.13" x 6.38" (105x162mm) outer frame  
3.90" x 3.73" (99x94mm) photo

#3506 18ct 3.86" x 5.95" (98x151mm) outer frame  
3.64" x 3.47" (93x88mm) photo


## Metlr. Sulky DMC

1. Gold Sulky 142-7007  
(The #1 thread assists in aligning a photo transfer. In other cases start with #2 and return to Stitch #1 at the same time you stitch #4. This procedure will keep the gold thread on top.)

2. Violet-MD 611 1033 553  
3. Navy Blue 675 1200 311  
4. Gold Sulky 142-7007

## Backstitches

5. Navy Blue 675 1200 311  
6. Gold Sulky 142-70077  
7. Violet-MD 611 1033 553



Illustrated at right:

Left-Design #3504 in 8x10 frame

Right-Design #3506 in 5x7 frame.

Note-photo frame may also be cut out, using fabric stiffener (*Stiffy* by Plaid, *Allene's*, or *Needlework Finisher* by Yarn Tree), or *Fraychek* around edges of opening.

*Helpful Hint: Select your colors to compliment the photo image.*



# Families©

Design by Donna Giampa

#3507 14ct 4.96" x 7.65" (126x194mm) outer frame  
4.68" x 4.46" (118x113mm) photo

#3508 16ct 4.13" x 6.38" (105x162mm) outer frame  
3.90" x 3.73" (99x94mm) photo

#3509 18ct 3.86" x 5.95" (98x151mm) outer frame  
3.64" x 3.47" (93x88mm) photo

## Metlr. Sulky DMC

1 Gold Sulky 142-7007


(The #1 thread assists in aligning a photo transfer. In other cases start with #2 and return to Stitch #1 at the same time you stitch #4. This procedure will keep the gold thread on top.)

### Full and Quarter Stitches

2. Violet-MD	611	1033	553
3. Navy Blue	675	1200	311
4. Gold	Sulky 142-7007		

### Backstitches

5. Navy Blue	675	1200	311
6. Gold	Sulky 142-7007		
7. Violet-MD	611	1033	553



Illustrated at right:

Left-Design #3507 in 8x10 frame

Right-Design #3509 in 5x7 frame

Note-photo frame may also be cut out, using fabric stiffener (*Stiffy* by Plaid, Allene's, or *Needlework Finisher* by Yarn Tree), or *Fray-chek* around edges of opening.

*Helpful Hint: Select your colors to compliment the photo image.*



# Bunnies©

Design by Donna Giampa

#3510 14ct 5.39" x 7.80" (137x198mm)

#3511 16ct 4.49" x .50" (114x165mm)

#3512 18ct 4.19" x 6.06" (106x154mm)

## Metlr. Sulky DMC

1. Lavender-MD	650	1254	210
2. Blue-VY LT	672	1289	3325
3. Tan	829	1126	436
4. Tan-VY LT	520	1055	738
5. Tan-UL VY LT	781	1127	739
6. Rose-MD	923	1307	335
7. Pink-MD	805	1148	899
8. Rose-LT	610	1115	776

## Backstitches

9. Blue-VY LT	672	1289	3325
10. Brown-LT	658	1126	435
11. Yellow Green-MD	900	1177	3347

## French Knots

12. Brown-LT	658	1126	435
--------------	-----	------	-----

## Illustrated at right:

Design #3511 in a 5x7 mat in a 8x10 frame.

Note-photo frame may be cut out, using fabric stiffener (*Stiffy* by Plaid, Allene's, or *Needlework Finisher* by Yarn Tree), or *Fray-chek* around edges of opening.



Stitches = 9375



# Basket of Flowers©

Design by Donna Giampa

#3513 14ct 5.39" x 7.80" (137x198mm)

#3514 16ct 4.49" x 6.50" (114x165mm)

#3515 18ct 4.19" x 6.06" (106x154mm)

	Metlr.	Sulky	DMC
1. Emerald Green-LT	795	1101	911
2. Nile Green	895	1279	913
3. Lavender-MD	650	1254	210
4. Blue-DK	675	1143	312
5. Blue-LT	498	1028	334
6. Baby Blue-VY LT	669	1151	775
7. Topaz	767	1083	725
8. Lemon-LT	922	1067	445
9. Rose-MD	805	1148	899
10. Mauve-LT	575	1225	3689
11. Brown-LT	839	1057	433
12. Tan	829	1126	436
13. Tan-VY LT	520	1055	738
<b>Backstitches</b>			
14. Emerald Grn-LT	795	1101	911
15. Blue-DK	675	1143	312
16. Brown-LT	829	1057	433



Stitches = 18217

## Illustrated at right:

Design #3515 on navy fabric in Sudberry Walnut Shutters w/ pewter inlay #24101

Note-photo frame may be cut out, using fabric stiffener (*Stiffy* by Plaid, *Allene's*, or *Needlework Finisher* by Yarn Tree), or *Fray-chek* around edges of opening.



# Wedding Rings©

Design by Donna Giampa

#3516 14ct 5.39" x 7.80" (137x198mm)

#3517 16ct 4.49" x 6.50" (114x165mm)

#3518 18ct 4.19" x 6.06" (106x154mm)

Metlr. Sulky DMC

1. Gold	Sulky 7007 Metallic
2. Coral-LT	646 1259 352
3. Pink-MD	610 1115 776
4. Baby Pink	647 1064 818

## Backstitches

5. Delft Blue-MD	498 1028 334
6. Pistachio Grn-LT	544 1047 368



Stitches = 4545

## Illustrated:

Left-Design #3516 in Sudberry Gold Mirror #2202G

Right-Design #3517 in a 5x7 frame

Note-photo frame may be cut out, using fabric stiffener (*Stiffy* by Plaid, Allene's, or *Needlework Finisher* by Yarn Tree), or *Fray-chek* around edges of opening.



# Toys-Horizontal©

Design by Laura Doyle

#3519 14ct 8.43" x 6.02" (214x153mm)

#3520 16ct 7.03" x 5.02" (179x127mm)

#3521 18ct 6.56" x 4.69" (167x119mm)

## Metlr. Sulky DMC

1. Pink-MD	610	1115	776
2. Cranberry	960	1109	603
3. Rose	923	1307	335
4. Christmas Red	600	561	321
5. Topaz-LT	500	1067	726
6. Topaz-MD	767	1137	783
7. Snow White	002	1001	B5200
8. Black	003	1005	310
9. Peach-LT	646	1258	754
10. Baby Blue-LT	671	1289	3325
11. Baby Blue-MD	498	643	334
12. Baby Blue-VY DK	675	1143	312
13. Nile Green-MD	895	1279	913
14. Christmas Green-BRT	847	1051	700
15. Tan	829	1126	436
16. Brown-VY LT	658	1056	435

## Ribbon colors

- 17. Light
- 18. Medium
- 19. Dark

For girl use the three pink colors #1, #2, #3  
For a boy use the three blue colors #10, #11, #12

## Backstitches

20. Black	003	1005	310
21. Christmas Green-BRT	847	1051	700
22. Brown-VY LT	658	1056	435

Illustrated at right:

Design #3521 in Sudberry Mirror #2207G with the same design in a 5x7 frame.

Note-photo frame may be cut out, using fabric stiffener (*Stiffy* by Plaid, *Allene's*, or *Needlework Finisher* by Yarn Tree), or *Fray-chek* around edges of opening.



Stitches = 32744





# Toys- Vertical©

Design by Laura Doyle

#3522 14ct 5.81" x 8.29" (148x211mm)

#3523 16ct 4.34" x 6.91" (123x176mm)

#3524 18ct 4.52" x 6.45" (115x164mm)

	Metlr.	Sulky	DMC
1. Christmas Red	600	561	321
2. Dusty Rose-MD	923	1307	335
3. Cranberry	960	1109	603
4. Dusty Rose-LT	610	1115	776
5. Brown-VY LT	658	1056	435
6. Topaz-MD	767	1137	783
7. Tan	829	1126	436
8. Topaz-LT	500	1067	726
9. Black	003	1005	310
10. Pearl Gray-LT	713	1268	762
11. Snow White	002	1001	B5200
12. Peach-LT	646	1258	754
13. Navy Blue	916	643	336
14. Blue-DK	675	1143	312
15. Blue-MD	498	1028	334
16. Blue-LT	672	1289	3325
17. Emerald Grn-DK	847	1051	700
18. Inner window border-optional use, any color			



Stitches = 33814

## Backstitches

18. Brown- LT	658	1056	435
19. Black	003	1005	310
20. Pearl Gray- LT	713	1268	762

## Illustrated:

Left-Design #3523 without window in a 5x7 mat for an 8x10 frame.

Right-Design #3523 with window in Sudberry Key Rack #10181

Note-photo frame may be cut out, using fabric stiffener (*Stiffy* by Plaid, *Allene's*, or *Needlework Finisher* by Yarn Tree), or *Fray-chek* around edges of opening.



# Wedding Heart©

Design by Donna Giampa

#3525 14ct 6.24" x 8.01" (158x203mm)

#3526 16ct 5.20" x 6.67" (132x169mm)

#3527 18ct 4.85" x 6.23" (123x158mm)

	Metlr.	Sulky	DMC
1. Tan	658	1549	436
2. Old Gold-VY LT	512	1061	677
3. Cream	703	1071	712
4. Snow White 002	1001	B5200	
5. Mauve	958	1034	3687
6. Mauve-MD	611	1119	3688
7. Mauve-LT	610	1015	3689
8. Yellow Green-MD	678	1177	3347
9. Yellow Green-LT	547	1337	3348
10. Pistachio Green-VY LT	536	1104	369
11. Pearl Gray-VY LT	713	1268	762
12. Baby Blue-MD	498	1172	334
13. Baby Blue-LT	672	1203	3325
14. Baby Blue-VY LT	962	1151	775
15.	142-7007, Sulky Metallic Gold		

## Backstitches

16. Tan	658	1549	436
17. Yellow Green-MD 610	1177	3347	
18. Baby Blue-MD	498	1172	334

Illustrated at right:

Sudberry Mirror 2202G with design #3526  
Frame design #3525

Design #3527 on fabric use on project of your  
choice.

Note-photo frame may be cut out, using fabric  
stiffener (*Stiffy* by Plaid, *Allene's*, or *Needlework  
Finisher* by Yarn Tree), or *Fray-chek* around  
edges of opening.



Stitches = 42,796



# Blue Bow Oval©

Design by Laura Doyle

#3528 16ct 6.14" x 7.85" (156x200mm)

#3529 18ct 5.73" x 7.33" (146x186mm)

	Metlr.	Sulky	DMC
1. Blue Violet-DK	581	1195	550
2. Violet-MD	583	1125	552
3. Violet	650	1194	553
4. Lavender-MD	575	1193	210
5. Khaki Green-DK	714	1175	3345
6. Khaki Green-MD	900	1177	3347
7. Khaki Green-LT	893	1332	3348
8. Yellow-Pale	522	1135	744
9. Shell Pink-DK	958	1190	3687
10. Shell Pink-LT	611	1119	3688
11. Shell Pink-VY LT	575	1225	3689
12. Blue Green	850	1286	501
13. Blue Green-MD	681	1305	503
14. Brown-LT	658	1126	435
15. Baby Blue-VY DK	675	1143	312
16. Baby Blue-DK	498	1028	334
17. Baby Blue-LT	672	1289	3325

## Backstitches

18. Blue Green	850	1286	501
----------------	-----	------	-----

## Illustrated:

Design #3528 in 8x10 frame

Note-photo frame may be cut out, using fabric stiffener (*Stiffy* by Plaid, Allene's, or *Needlework Finisher* by Yarn Tree), or *Fray-chek* around edges of opening.



Stitches = 34579



# Blue Floral©

Design by Laura Doyle

#3531 14ct 4.18" x 6.24" (106x158mm)

#3532 16ct 3.48" x 5.20" (84x132mm)

#3533 18ct 3.25" x 4.85" (83x123mm)

	Metlr.	Sulky	DMC
1. Baby Blue-LT	672	1289	3325
2. Baby Blue-MD	498	1143	334
3. Yellow Green-LT	893	1332	3348
4. Yellow Green-MD	900	1177	3347
5. Topaz	767	1083	725
6. Topaz-VY DK	830	523	782
7. Old Gold-VY LT	501	1061	745

## Backstitches

8. Yellow Green-MD	900	1177	3347
9. Topaz-VY DK	830	523	782
10. Moss Green	540	1176	3346



Stitches = 17308

## Illustrated:

Left-Design #3532 in a Sudberry Handy Hook #10322

Right-Design #3533 in a Greeting Card from PGS Specialties, Redfield NY 13437

Note-photo frame may be cut out, using fabric stiffener (*Stiffy* by Plaid, Allene's, or *Needlework Finisher* by Yarn Tree), or *Fraychek* around edges of opening.



# Birthday Border©

Design by Donna Giampa

#3534 16ct 5.20" x 7.44" (132x189mm)

#3535 18ct 4.85" x 6.94" (123x176mm)



Stitches = 29298

Metlr. Sulky DMC

1. Salmon-LT	575	1225	3689
2. Salmon	611	1119	3688
3. Topaz-MD	767	1137	783
4. Brown-LT	528	1056	434
5. Pearl Gray	725	1327	415
6. Aquamarine-LT	681	1305	503

## Backstitches

7. Blue Green-DK	850	1286	501
------------------	-----	------	-----

**Note: Use a dark grey or black for personalization from your machine's lettering.**

**Illustrated:**

**Design #3535 in a Sudberry Gold Mirror #2202G and reflected in a 7x9 frame.**



# Birth Sampler©

Design by Laura Doyle

#3536 14ct 6.02" x 8.70" (153x221mm)

#3537 16ct 5.02" x 7.26" (127x184mm)

#3538 18ct 4.69" x 6.78" (119x172mm)

	Metlr.	Sulky	DMC
1. Steel Gray-DK	724	1329	414
2. Baby Pink	647	1064	818
3. Pink-MD	610	1115	776
4. Rose-MD	805	1148	899
5. Rose-VY DK	838	1533	326
6. Christmas Red*	600	561	321
7. Coral-MD	739	1317	350
8. Baby Blue-VY LT	669	1151	775
9. Baby Blue-LT	672	1289	3325
10. Baby Blue-MD	498	1028	334
11. Peach-VY LT	647	1068	948
12. Tan-UL VY LT	781	1127	739
13. Tan-LT	517	562	437
14. Brown-VY LT	658	1126	435
15. Brown-MD	839	1057	433
16. Lemon-LT	922	1067	445
17. Yellow-Pale	522	1135	744

## Backstitches

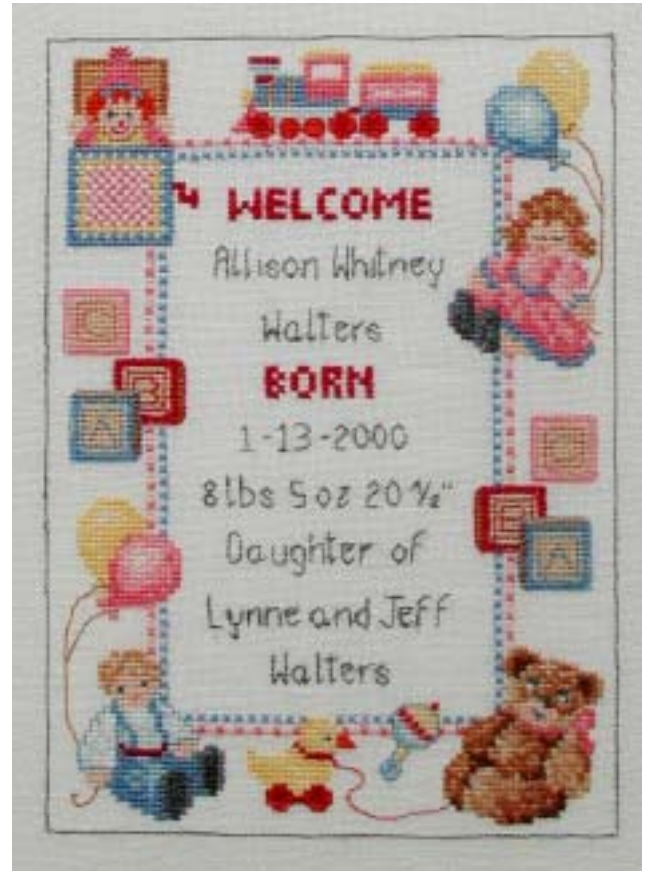
18. Rose-MD	805	1148	899
19. Rose-VY DK	838	1533	326
20. Baby Blue-MD	498	1028	334
21. Brown-VY LT	658	1126	435

\*\*Use a dark grey or black for personalization from your machine's lettering.

\*Color #6 is the Welcome/Born option, depending on your own personalization design.

Illustrated:

Design #3537 in an 8x10 frame



Stitches = 41821



# Ivy Border©

*Design by Donna Giampa*

#3539 14ct 8.79" x 6.09" (223x155mm)

#3540 16ct 7.32" x 5.08" (186x129mm)

#3541 18ct 6.83" x 4.74" (174x120mm)

	Metlr.	Sulky	DMC
1. Hunter Green-DK	714	1175	3345
2. Yellow Green-MD	900	1177	3347
3. Yellow Green-LT	893	1332	3348
4. Baby Blue-DK	675	1143	312
5. Baby Blue-LT	672	1289	3325
*6. Navy Blue-MD	916	643	311

**\*(optional lettering or  
use your own message)**



**Stitches = 21949**

## **Backstitches**

7. Hunter Green-DK	714	1175	3345
8. Navy Blue-MD	916	643	311

## **Illustrated:**

**Design #3540 applied to cover  
of three ring memory book**

